

QUARTERLY PHYSICAL REPORT OF OPERATION

As of June 30, 2023

Department : State Universities and Colleges (SUCs)
 Agency/Entity : Camarines Norte State College
 Operating Unit : < not applicable >
 Organization Code (UACS) : 08 051 0000000

| Particulars | UACS CODE | Physical Target (Budget Year) | | | | | Physical Accomplishment (Budget Year) | | | | | Variance as of June 30, 2023 | Remarks |
|--|-----------------|-------------------------------|-------------|-------------|----------------|----------------|---------------------------------------|----------------|-------------|-------------|-------|------------------------------|---------|
| | | 1st Quarter | 2nd Quarter | 3rd Quarter | 4th Quarter | Total | 1st Quarter | 2nd Quarter | 3rd Quarter | 4th Quarter | Total | | |
| 1 | 2 | 3 | 4 | 5 | 6 | 7 | 8 | 9 | 10 | 11 | 12 | 13 | 14 |
| HIGHER EDUCATION PROGRAM | 318100000000000 | | | | | | | | | | | | |
| OO : Relevant and quality tertiary education ensured to achieve inclusive growth and access of poor but deserving students to quality tertiary education increased | | | | | | | | | | | | | |
| Outcome Indicators | | | | | | | | | | | | | |
| 1. Percentage of first-time licensure exam takers that pass the licensure exams | | | | | 80% | 80% | 91% | 72% | | | | | |
| 2. Percentage of graduates (2 years prior) that are employed | | | | | 80% | 80% | O-going | O-going | | | | | |
| Output Indicators | | | | | | | | | | | | | |
| 1. Percentage of undergraduate students enrolled in CHED-identified and RDC-identified priority programs | | | | 49% | | 49% | - | - | | | | | |
| 2. Percentage of undergraduate programs with accreditation | | | | | 100% | 100% | 100% | 100% | | | | | |
| ADVANCED EDUCATION PROGRAM | 328100000000000 | | | | | | | | | | | | |
| OO : Higher education research improved to promote economic productivity and innovation | | | | | | | | | | | | | |
| Outcome Indicator | | | | | | | | | | | | | |
| 1. Percentage of graduate school faculty engaged in research work applied in any of the following: | | | | | 47.82% (10/21) | 47.82% (10/21) | 47.82% (10/21) | 47.82% (10/21) | | | | | |
| a. pursuing advanced research degree programs (Ph.D.) or | | | | | | | | | | | | | |
| b. actively pursuing within the last three (3) years (Investigative research, basic and applied scientific research, policy research, social science research) or | | | | | | | | | | | | | |
| c. producing technologies for commercialization or livelihood improvement or | | | | | | | | | | | | | |
| d. whose research work resulted in an extension program | | | | | | | | | | | | | |
| Output Indicators | | | | | | | | | | | | | |
| 1. Percentage of graduate students enrolled in CHED-identified or RDC-identified priority programs | | | | 37% | | 37% | - | - | | | | | |
| 2. Percentage of accredited graduate programs | | | | | 42.86% (3/7) | 42.86% (3/7) | 42.86% (3/7) | 42.86% (3/7) | | | | | |
| RESEARCH PROGRAM | 328200000000000 | | | | | | | | | | | | |
| OO : Higher education research improved to promote economic productivity and innovation | | | | | | | | | | | | | |
| Outcome Indicator | | | | | | | | | | | | | |
| 1. Number of research outputs in the last three years utilized by the industry or by other beneficiaries | | | | | 2 | 2 | 2 | | | | | | |
| Output Indicators | | | | | | | | | | | | | |
| 1. Number of research outputs completed within the year | | | | | 10 | 10 | 10 | 3 | | | | | |

Department : State Universities and Colleges (SUCs)
 Agency/Entity : Camarines Norte State College
 Operating Unit : < not applicable >
 Organization Code (UACS) : 08 051 0000000

| Particulars | UACS CODE | Physical Target (Budget Year) | | | | | Physical Accomplishment (Budget Year) | | | | | Variance as of June 30, 2023 | Remarks |
|--|------------------|-------------------------------|-------------|-------------|-------------|-------|---------------------------------------|-------------------|-------------|-------------|-------|------------------------------|---------|
| | | 1st Quarter | 2nd Quarter | 3rd Quarter | 4th Quarter | Total | 1st Quarter | 2nd Quarter | 3rd Quarter | 4th Quarter | Total | | |
| 1 | 2 | 3 | 4 | 5 | 6 | 7 | 8 | 9 | 10 | 11 | 12 | 13 | 14 |
| 2. Percentage of research outputs presented in national, regional, and international fora within the year | | | | | 60% | 60% | 3.125% | 51% (26/55) 2) | | | | | |
| TECHNICAL ADVISORY EXTENSION PROGRAM | 2301000000000000 | | | | | | | | | | | | |
| OO : Community engagement increased | | | | | | | | | | | | | |
| Outcome Indicator | | | | | | | | | | | | | |
| 1. Number of active partnerships with LGUs, industries, NGOs, NGAs, SMEs, and other stakeholders as a result of extension activities | | | | | 10 | 10 | 4 | 4 | | | | | |
| Output Indicators | | | | | | | | | | | | | |
| 1. Number of trainees weighted by the length of training | | | | | 2,500 | 2,500 | 1,127 | 705 | | | | | |
| 2. Number of extension programs organized and supported consistent with the SUC's mandated and priority programs | | | | | 4 | 4 | 2 | - | | | | | |
| 3. Percentage of beneficiaries who rate the training course/s as satisfactory or higher in terms of quality and relevance | | | | | 85% | 95% | 97% | 99% | | | | | |

Prepared By:

ENGR. AILENE C. DE VELA
 Head, Planning and Development Office

Date:

In coordination with:

DR. MARIA CRISTINA C. AZUELO
 Vice President for Admin and Finance

Date:

Approved By:

DR. MARLO M. DE LA CRUZ, PECE
 SUC President III

Date:

QUARTERLY PHYSICAL REPORT OF OPERATION

As of March 31, 2023

Department : State Universities and Colleges (SUCs)
 Agency : Camarines Norte State College
 Operating Unit : < not applicable >
 Organization Code (UACS) : 08 051 0000000


| Particulars | UACS CODE | Physical Target (Budget Year) | | | | | Physical Accomplishment (Budget Year) | | | | | Variance as of 03/31/2023 | Remarks |
|--|-----------------|-------------------------------|-------------|-------------|----------------|----------------|---------------------------------------|-------------|-------------|-------------|-------|---------------------------|---------|
| | | 1st Quarter | 2nd Quarter | 3rd Quarter | 4th Quarter | Total | 1st Quarter | 2nd Quarter | 3rd Quarter | 4th Quarter | Total | | |
| 1 | 2 | 3 | 4 | 5 | 6 | 7 | 8 | 9 | 10 | 11 | 12 | 13 | 14 |
| HIGHER EDUCATION PROGRAM | 310100000000000 | | | | | | | | | | | | |
| OO : Relevant and quality tertiary education ensured to achieve inclusive growth and access of poor but deserving students to quality tertiary education increased | | | | | | | | | | | | | |
| Outcome Indicators | | | | | | | | | | | | | |
| 1. Percentage of first-time licensure exam takers that pass the licensure exam | | | | | 80% | 80% | 81% | | | | | | |
| 2. Percentage of graduates (2 years prior) that are employed | | | | | 80% | 80% | O-going | | | | | | |
| Output Indicators | | | | | | | | | | | | | |
| 1. Percentage of undergraduate students enrolled in CHED-identified and RDC-identified priority programs | | | | 49% | | 49% | | | | | | | |
| 2. Percentage of undergraduate programs with accreditation | | | | | 100% | 100% | 100% | | | | | | |
| ADVANCED EDUCATION PROGRAM | 320100000000000 | | | | | | | | | | | | |
| OO : Higher education research improved to promote economic productivity and innovation | | | | | | | | | | | | | |
| Outcome Indicator | | | | | | | | | | | | | |
| 1. Percentage of graduate school faculty engaged in research work applied in any of the following: | | | | | 47.62% (10/21) | 47.62% (10/21) | 47.62% (10/21) | | | | | | |
| a. pursuing advanced research degree programs (Ph.D.) or | | | | | | | | | | | | | |
| b. actively pursuing within the last three (3) years (Investigative research, basic and applied scientific research, policy research, social science research) or | | | | | | | | | | | | | |
| c. producing technologies for commercialization or livelihood improvement or | | | | | | | | | | | | | |
| d. whose research work resulted in an extension program | | | | | | | | | | | | | |
| Output Indicators | | | | 37% | | 37% | | | | | | | |
| 1. Percentage of graduate students enrolled in CHED-identified or RDC-identified priority programs | | | | | 42.86% (3/7) | 42.86% (3/7) | 42.86% (3/7) | | | | | | |
| 2. Percentage of accredited graduate programs | | | | | | | | | | | | | |
| RESEARCH PROGRAM | 320200000000000 | | | | | | | | | | | | |
| OO : Higher education research improved to promote economic productivity and innovation | | | | | | | | | | | | | |
| Outcome Indicator | | | | | 2 | 2 | 2 | | | | | | |
| 1. Number of research outputs in the last three years utilized by the industry or by other beneficiaries | | | | | | | | | | | | | |
| Output Indicators | | | | | 10 | 10 | 10 | | | | | | |
| 1. Number of research outputs completed within the year | | | | | 60% | 60% | 3.125% | | | | | | |
| 2. Percentage of research outputs | | | | | | | | | | | | | |


Page 1 of 2


This report was generated using the Unified Reporting System on April 14, 2023 13:53 PM; Status : SUBMITTED

Department : State Universities and Colleges (SUCs)
 Agency : Camarines Norte State College
 Operating Unit : < not applicable >
 Organization Code (UACS) : 08 051 0000000

| Particulars | UACS CODE | Physical Target (Budget Year) | | | | | Physical Accomplishment (Budget Year) | | | | | Variance as of 03/31/2023 | Remarks |
|--|----------------|-------------------------------|-------------|-------------|-------------|-------|---------------------------------------|-------------|-------------|-------------|-------|---------------------------|---------|
| | | 1st Quarter | 2nd Quarter | 3rd Quarter | 4th Quarter | Total | 1st Quarter | 2nd Quarter | 3rd Quarter | 4th Quarter | Total | | |
| 1 | 2 | 3 | 4 | 5 | 6 | 7 | 8 | 9 | 10 | 11 | 12 | 13 | 14 |
| presented in national, regional, and international fora within the year | | | | | | | | | | | | | |
| TECHNICAL ADVISORY EXTENSION PROGRAM | 33010000000000 | | | | | | | | | | | | |
| OO : Community engagement increased | | | | | | | | | | | | | |
| Outcome Indicator | | | | | | | | | | | | | |
| 1. Number of active partnerships with LGUs, industries, NGOs, NGAs, SMEs, and other stakeholders as a result of extension activities | | | | | 10 | 10 | 4 | | | | | | |
| Output Indicators | | | | | | | | | | | | | |
| 1. Number of trainees weighted by the length of training | | | | | 2,500 | 2,500 | 1,127 | | | | | | |
| 2. Number of extension programs organized and supported consistent with the SUC's mandated and priority programs | | | | | 4 | 4 | 2 | | | | | | |
| 3. Percentage of beneficiaries who rate the training course/s as satisfactory or higher in terms of quality and relevance | | | | | 95% | 95% | 97% | | | | | | |

Prepared By: 
ENGR. AILEEN G. DE VELA
 Head, Planning and Development Office
 Date: 04/14/23

In coordination with:

MARIA CRISTINA C. AZUELO, PhD
 VP for Administration and Finance
 APR 14 2023

Approved By:

MARIA CRISTINA C. AZUELO, PhD
 VP for Administration and Finance
 By Authority of the President